

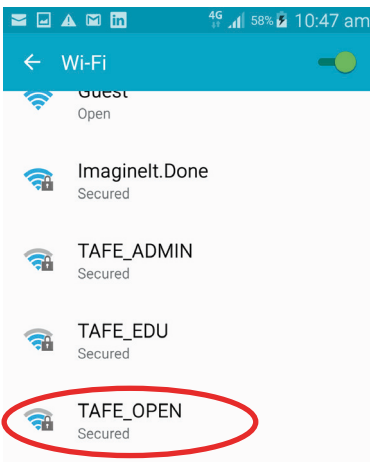
TAFE_OPEN WIFI SETUP

ANDROID DEVICES

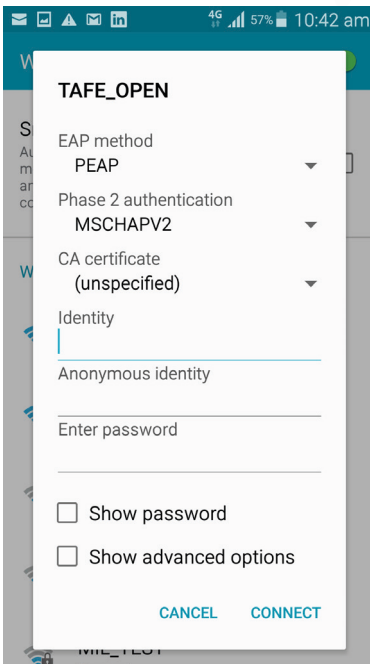


Steps to Connect to TAFE_OPEN

1. Go to **Settings** -> **Wi-Fi**
2. Select **TAFE_OPEN**

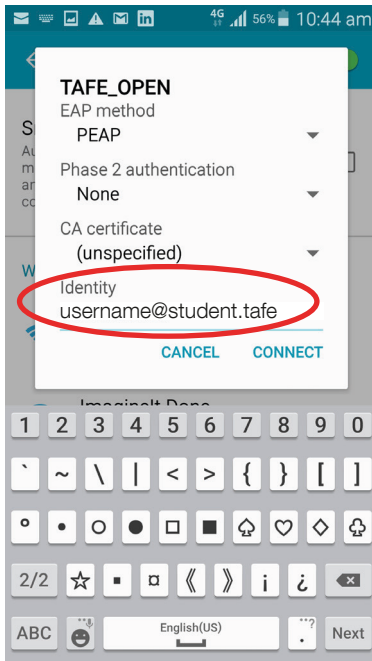


3. For Phase 2 authentication select **MSCHAPV2**



TAFE QUEENSLAND **CONNECTING TO TAFE_OPEN WIFI**

4. For Students: Enter username starting with **username@student.tafe** and enter password
For Staff: Enter username starting with **username@staff.tafe** and enter password



Username format:

Prefix	Username Example
username@student.tafe	123456789@student.tafe
username@staff.tafe	bloggsj@staff.tafe

5. Trust **BTQADMCS1-CA** certificate if asked for

The device should now successfully connect to the TAFE_Open wireless network



1300 914 754
tafesouthwest.edu.au

RTO NO. 0275 | CRICOS NO. 03020E

**MAKE
GREAT
HAPPEN**

