

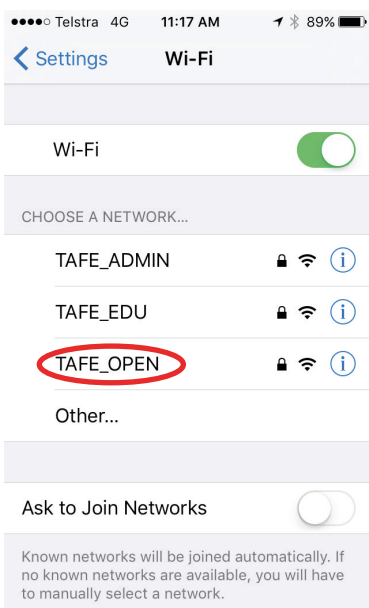
TAFE_OPEN WIFI SETUP

iPhone/ iPad

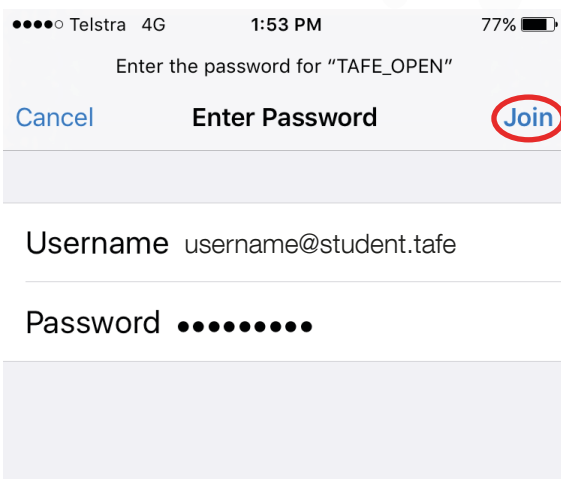


Steps to Connect to TAFE_OPEN

1. Navigate to **'Settings'** and select **Wi-Fi**
2. Select the **TAFE_OPEN** wireless network



3. Enter username and password



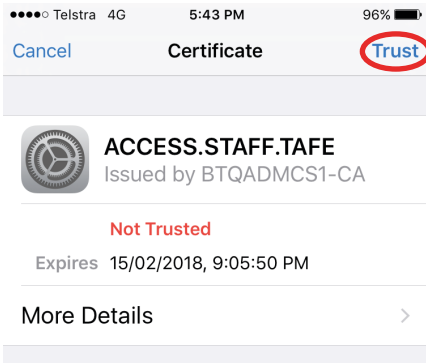
TAFE QUEENSLAND **CONNECTING TO TAFE_OPEN WIFI**

4. For Students: Enter username starting with **username@student.tafe** and enter password
For Staff: Enter username starting with **username@staff.tafe** and enter password

Username format:

Prefix	Username Example
username@student.tafe	123456789@student.tafe
username@staff.tafe	bloggsj@staff.tafe

5. Click **Trust** to accept the certificate



The device should now successfully connect to the TAFE_Open wireless network



1300 914 754
tafesouthwest.edu.au

RTO NO. 0275 | CRICOS NO. 03020E

**MAKE
GREAT
HAPPEN**

